

# Consultations with the Ad-hoc working group on Programmatic, Budgetary and Administrative Matters of the Executive Board

**Financial, budgetary and administrative matters:  
Financial status of the United Nations Human  
Settlements Programme as at 28 February 2021**

**Gary Landes**

Director (ai), Management, Advisory and  
Compliance Services



**UN HABITAT**  
FOR A BETTER URBAN FUTURE

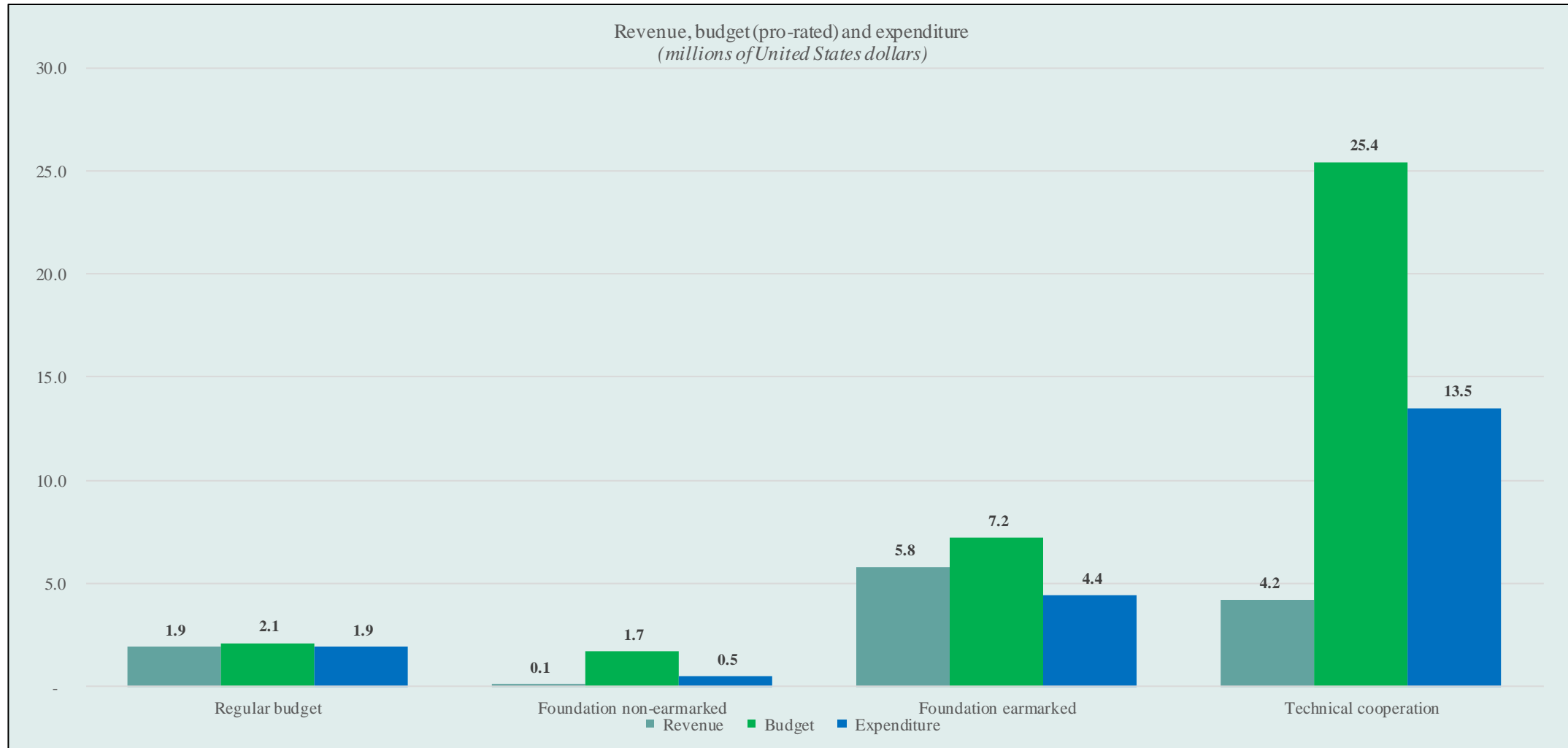
# | Contents

---

- Status of UN-Habitat main funds as at 28 February 2021
- Voluntary contributions by region
- Earmarked voluntary contributions as at 28 February 2021 - Annex III
- Trends in the Foundation non-earmarked fund
- Status of the UN-Habitat programme support fund as at 28 February 2021
- Statement of financial performance for the period ended 28 February 2021 (by segment)— Annex I



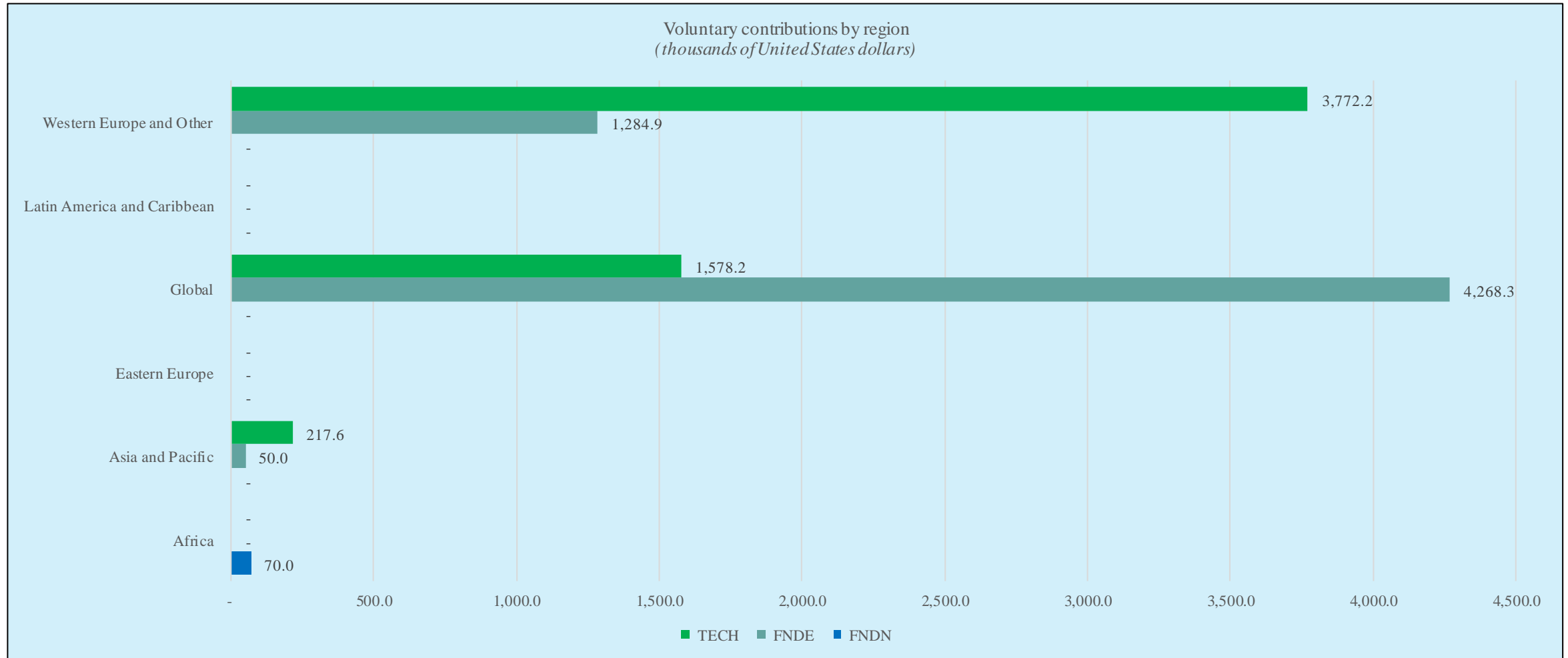
# Resource Overview - Status of UN-Habitat main funds as at 28 February 2021<sup>a</sup>



<sup>a</sup> Revenue is stated net of adjustments.



# Resource Overview - Voluntary contributions by region



Abbreviations: FNDE, Foundation earmarked; FNDN, Foundation non-earmarked; TECH, technical cooperation.



## Resource Overview - Annex III

### Earmarked voluntary contributions as at 28 February 2021

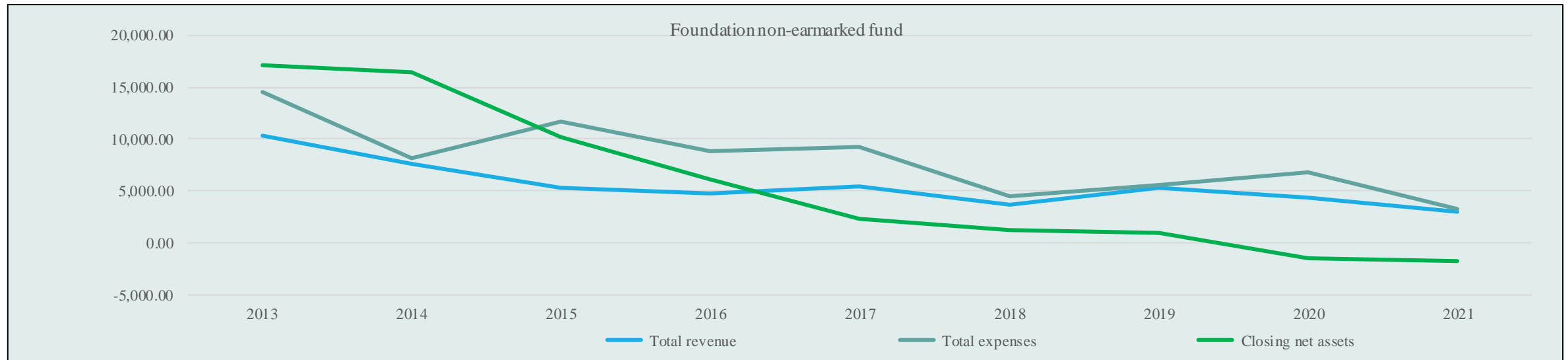
(thousands of United States dollars)

No.	Contributor	United Nations region	FNDE	TECH	Total
1	Algeria	Africa	-	-	-
2	Egypt	Africa	-	-	-
3	European Commission	Western Europe and Other	2,000.1	4,249.7	6,249.8
4	India	Asia and Pacific	-	43.9	43.9
5	Institute for Transportation and Development Policy	Global	281.4	-	281.4
6	Italy	Western Europe and Other	3.1	-	3.1
7	Korea East-West Power Co Ltd	Asia and Pacific	-	173.7	173.7
8	Rwanda	Africa	-	-	-
9	Sweden	Western Europe and Other	14.6	-	14.6
10	Switzerland	Western Europe and Other	1,112.4	-	1,112.4
11	The Adaptation Fund Board	Global	80.0	-	80.0
12	Tongji University	Asia and Pacific	50.0	-	50.0
13	UN Agencies (Includes One UN Fund)	Global	2,061.6	1,100.7	3,162.3
<b>Total</b>			<b>5,603.2</b>	<b>5,568.0</b>	<b>11,171.2</b>

Abbreviations: FNDE, Foundation earmarked; TECH, technical cooperation.



# Resource Overview - Trends in the Foundation non-earmarked fund<sup>a</sup>



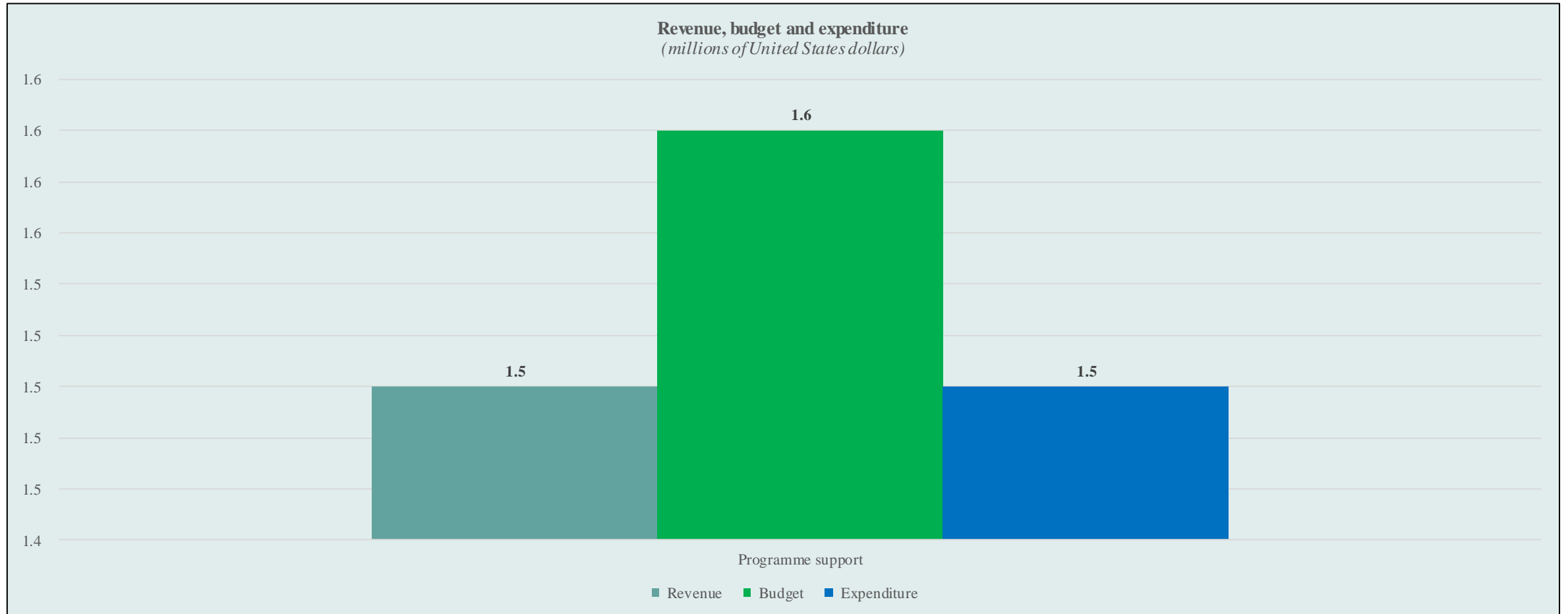
<sup>a</sup> Values shown for closing net assets is before the loan from the programme support account.

**Revenue, expenses and closing net assets for the Foundation non-earmarked fund**  
(Thousands of United States dollars)

Description	2013	2014	2015	2016	2017	2018	2019	2020	2021*
Total revenue	10,295	7,610	5,307.0	4,785.0	5,373.0	3,699.0	5,239.0	4,321.0	2,938.4
Total expenses	14,550	8,134	11,651.0	8,851.0	9,182.0	4,519.0	5,518.0	6,797.0	3,217.5
Closing net assets	17,079	16,498	10,154.0	6,088.0	2,279.0	1,280.0	1,001.0	(1,475.0)	(1,753.1)

\* Projected

# Resource Overview - Status of the UN-Habitat programme support fund as at 28 February 2021



# Resource Overview - Annex I

## Statement of financial performance for the period ended 28 February 2021 (by segment)

(thousands of United States dollars)

Category	Sources of funds/funding segments										Intersegment elimination	Grand total	
	REGB	FNDN	FNDE	TECH	PRGS	Subtotal	RPIC	DEVT	EOSB	Subtotal			Total
R01.Assessed contributions	1,871.7	-	-	-	-	1,871.7	125.8	159.4	-	285.2	2,156.9	-	2,156.9
R02.Voluntary contributions	-	70.0	3,527.1	4,467.3	-	8,064.4	-	-	-	-	8,064.4	-	8,064.4
R03.Other transfers and allocations	-	-	2,076.2	1,100.7	-	3,176.9	-	-	-	-	3,176.9	-	3,176.9
R04.Refunds to donors	-	-	(39.3)	(1,423.4)	-	(1,462.7)	-	-	-	-	(1,462.7)	-	(1,462.7)
11R05.Programme support revenue	-	-	-	-	1,540.1	1,540.1	-	-	-	-	1,540.1	1,540.1	-
R06.Investment revenue	-	-	-	0.1	-	0.1	-	-	-	-	0.1	-	0.1
R07.Other revenue	-	0.3	201.8	45.8	-	247.9	-	-	-	-	247.9	-	247.9
<b>Total revenue</b>	<b>1,871.7</b>	<b>70.3</b>	<b>5,765.8</b>	<b>4,190.5</b>	<b>1,540.1</b>	<b>13,438.4</b>	<b>125.8</b>	<b>159.4</b>	<b>-</b>	<b>285.2</b>	<b>13,723.6</b>	<b>1,540.1</b>	<b>12,183.5</b>
E01.Post costs	1,815.6	422.2	-	-	1,028.2	3,266.0	-	-	-	-	3,266.0	-	3,266.0
E02.Other staff costs	16.7	45.1	2,519.9	2,172.8	344.1	5,098.6	121.3	-	-	121.3	5,219.9	-	5,219.9
E03.Hospitality	8.0	-	-	4.0	1.6	13.6	-	-	-	-	13.6	-	13.6
E04.Consultant and experts	-	-	-	-	35.9	35.9	-	58.1	-	58.1	94.0	-	94.0
E05.Travel of representatives	-	-	-	-	-	-	-	-	-	-	-	-	-
E06.Travel of staff	2.1	1.7	13.0	41.4	1.1	59.3	-	0.1	-	0.1	59.4	-	59.4
E07.Contractual services	6.7	0.5	844.9	2,516.4	1.6	3,370.1	4.5	63.8	-	68.3	3,438.4	-	3,438.4
E08.General operating expenses	2.3	0.5	50.4	1,689.5	8.7	1,751.4	-	24.5	-	24.5	1,775.9	-	1,775.9
E09.Supplies and materials	9.1	-	13.0	58.2	-	80.3	-	0.3	-	0.3	80.6	-	80.6
E10.Furniture and equipment	11.2	-	82.5	(79.7)	(7.2)	6.8	-	12.0	-	12.0	18.8	-	18.8
E11.Grants and contributions	-	-	904.4	7,084.6	-	7,989.0	-	0.6	-	0.6	7,989.6	1,540.1	6,449.5
E12.Other expenses	-	5.2	3.9	0.5	42.6	52.2	-	-	60.0	60.0	112.2	-	112.2
<b>Total expenditure</b>	<b>1,871.7</b>	<b>475.2</b>	<b>4,432.0</b>	<b>13,487.7</b>	<b>1,456.6</b>	<b>21,723.2</b>	<b>125.8</b>	<b>159.4</b>	<b>60.0</b>	<b>345.2</b>	<b>22,068.4</b>	<b>1,540.1</b>	<b>20,528.3</b>
<b>Surplus/(deficit)</b>	<b>-</b>	<b>(404.9)</b>	<b>1,333.8</b>	<b>(9,297.2)</b>	<b>83.5</b>	<b>(8,284.8)</b>	<b>-</b>	<b>-</b>	<b>(60.0)</b>	<b>(60.0)</b>	<b>(8,344.8)</b>	<b>-</b>	<b>(8,344.8)</b>





# THANK YOU!

**UN**  **HABITAT**  
FOR A BETTER URBAN FUTURE

[www.unhabitat.org](http://www.unhabitat.org)

