


**Guidelines on markets' spatial adaptation  
for COVID-19 prevention in urban areas of  
Mozambique**





**In collaboration with the Urban Task Force for COVID-19 Response**

**COORDINATION TEAM**

**MAEFP** | Ministério da Administração Estatal e Função Pública: *Juvenalia Mendiante*  
**MOPHRH** | Ministério das Obras Públicas, Habitação e Recursos Hídricos: *Sofia Santos*  
**MTA** | Ministério de Terra e Ambiente: *Joaquim Langa*  
**ANAMM** | Associação Nacional dos Municípios de Moçambique: *Carlos Mucapera*  
**INGC** | Instituto Nacional de Gestão de Calamidades: *Hígino Rodriguez*



**TECHNICAL ASSISTANCE AND SECRETARIAT**

**UN-Habitat** | EXECUTIVE COORDINATION: Wild do Rosário  
 TECHNICAL COORDINATION: Elena Sentieri, Dinis Dinis  
 TECHNICAL TEAM: Ludovica Sodomaco, Edson Pereira, Marcella Guarneri, Jaires Manjate, Thomaz Ramalho



**LAYOUT**


Ludovica Sodomaco, Marcella Guarneri

**TITLE**

**"Guidelines on markets' spatial adaptation for COVID-19 prevention in urban areas of Mozambique" 2020**

# Index

<b>1. INTRODUCTION</b>	<b>4</b>
1.1. Context .....	4
1.2. Guidelines' objective .....	4
1.3. Approach .....	4
1.4. Target group .....	4
<b>2. THE MARKET IN MOZAMBIQUE</b>	<b>5</b>
2.1. Classification by supply.....	5
2.2. Classification by type of occupation .....	5
<b>3. PROCEDURE FOR MARKET'S ADAPTATION</b>	<b>7</b>
3.1. 1 <sup>st</sup> Phase: Analysis of the market's current composition .....	7
3.2. 2 <sup>nd</sup> Phase: Decongesting the Market.....	10
3.2.1. Sellers rotation.....	10
3.2.2. Relocation of exceeding sellers .....	10
3.3. 3 <sup>rd</sup> Phase: Assessment of the most appropriate response and intervention typology .....	10
3.3.1. Basic intervention.....	11
3.3.2. Moderate intervention .....	11
3.3.3. Deep intervention .....	14
<b>4. MANAGEMENT PRACTICES</b>	<b>16</b>
4.1. General management .....	16
4.1.1. Market's committee .....	16
4.2. Awareness raising .....	18
<b>5. RECOMMENDATIONS AND RELEVANT TECHNICAL ASPECTS</b>	<b>19</b>
<b>6. ANNEXES</b>	<b>20</b>
6.1. Survey form of the current market situation.....	20
6.2. Check Form .....	22
6.3. Organigram of the market's committee.....	24



***RECOMMENDATIONS  
FOR ADAPTATION AND  
REORGANIZATION OF  
THE PHYSICAL SPACE  
AND MANAGEMENT OF  
MARKETS TO COVID-19  
PREVENTIVE MEASURES,  
WITH THE AIM OF  
IMPROVING PLANNING  
AND HYGIENIC-SANITARY  
CONDITIONS IN THE  
MEDIUM AND LONG TERM***

# 1. INTRODUCTION

## 1.1. Context

In order to reduce the impact of the COVID-19 pandemic on Mozambican territory, the largest urban centers in the country are adopting prevention and response measures in the medium and long term. Public spaces and urban facilities of greater agglomeration, such as markets and other businesses considered essential, are priority environments for adaptation, in view of the potential spread of the virus in these places and their socioeconomic importance for the most vulnerable populations.

The Sero-epidemiological surveys carried out in some Mozambican cities showed that the markets are places of potential transmission of COVID-19, due to the high flow of people and high density, the lack of proper sanitary conditions and access to water, as well as the weak solid waste management

In this context, the Urban Task Force for COVID-19 response in urban areas, a platform coordinated by the Government of Mozambique (MAEFP, MOPHRH, MTA, ANAMM, INGC), UN-Habitat secretariat and participation of the Municipalities of Mozambique and national and international organizations, prepared this manual with the aim of providing technical assistance to guide the effective transformation of the markets to prevent COVID-19 in urban areas.

## 1.2. Guidelines' Objective

This manual was designed with the aim of providing local urban governments in Mozambique with guidelines for adaptation and spatial transformation of markets by installing a participatory process where the seller is at the center of transformation, through technical parameters based on international and national good practices for the non-dissemination of COVID-19 in urban spaces and facilities.

## 1.3. Approach

The guide was designed to be an 'open document', flexible to integrations, improvements and new practices. This in order to firstly respond to the emergency phase of the COVID-19 pandemic and secondly to incorporate and extend the use of the document to the next phase with a focus on resilient recovery and sustainable solutions in the post-pandemic context.

The process of preparing the manual includes the integration and participation of municipal technicians, the market sellers' commission and organizations working in this area with the Municipality, in order to collect sufficient inputs that can contribute to the sustainability of the transformation process of urban markets.

The manual in particular establishes a process based on the participatory principle in which the seller is the center of the spatial transformation.

## 1.4. Target Group

The target group of the manual is:

- (i) The technical teams of the Municipalities in Mozambique;
- (ii) Cooperation partners or other stakeholders interested in transforming markets in urban areas from a spatial point of view and who need technical guidance for this purpose;
- (iii) International stakeholders interested to grasp good practices on markets' transformation





## 2. THE MARKET IN MOZAMBIQUE

For a better understanding and further adaptation of markets, it is necessary to make a survey of the current situation in order to assess possible solutions adapted to the local context and available resources.

### 2.1. Classification by supply

Analyzing the dynamics of markets functioning and their level of vulnerability, allows to identify relevant criteria for spatial re-organization, able to categorize and classify markets in urban areas in Mozambique. The first classification to be considered is the assessment of the provenance and destination of products to be sold, as well as the origin of sellers and buyers. Based on this, markets could occupy different levels of centrality, taking into account the cities' territory.


This criterion led to propose different levels for the markets' categorization, taking into account the scope of their supply:

- **Level 1 - macro:** It identifies the wholesale markets, which are considered the main ones at the city level and duly planned by the municipal authorities, like Zimpeto in Maputo and Waresta in Nampula. Typically, these markets receive products from production or primary supply locations.
- **Level 2 - intermediate:** At this level can be found intermediate retail markets that make a connection between wholesalers (level 1) and final supply (level 3), although they are also frequented periodically by many end consumers. Example are: Malanga and Janet Markets in the city of Maputo.
- **Level 3 - local:** This identifies the neighbourhood market, that aims at serving the community closer to it. For example: Macúti Market in Beira.

### 2.2. Classification by type of occupation


In addition to classification by supply, a second criterion for classifying markets in Mozambique is by type of occupation, according to which we can have:

- The **formal markets**, which are organized, built and fully supervised by the municipality. The market management is responsibility of the municipality or in active coordination with it and they have fixed market stalls and tables and other support infrastructures such as service stores, ATMs, public toilets and others.
- The **informal markets**, which are located in improvised locations or outside official markets, having arisen on the initiative of vendors and urban dynamics, and were not originally promoted or planned by municipal authorities. In this classification, we can also find informal street commerce, often done by street vendors and others who stay on the sidewalks of the main avenues, preferably located close to busy areas, such as the semi-collective transport terminals.



Although these two criteria help to partially define the typology of markets in urban areas, there are also special utility markets, which can be fairs and others for the sale of specific products. These can occur periodically, occasionally, or even be permanent, like, for example, the craft fair or fish market.

Even if this classification is based on selected criteria, each municipality has the autonomy to regulate activities in its public spaces and buildings and adapt or define the best classification that suits the local context and the existing situation.



### 3. PROCEDURE FOR MARKETS' ADAPTATION

This chapter aims at enabling measures to prevent transmission of COVID-19, as well as framing and evaluating the best solutions and responses for adapting the markets.

The proposed adaptation measures can be divided in three levels:

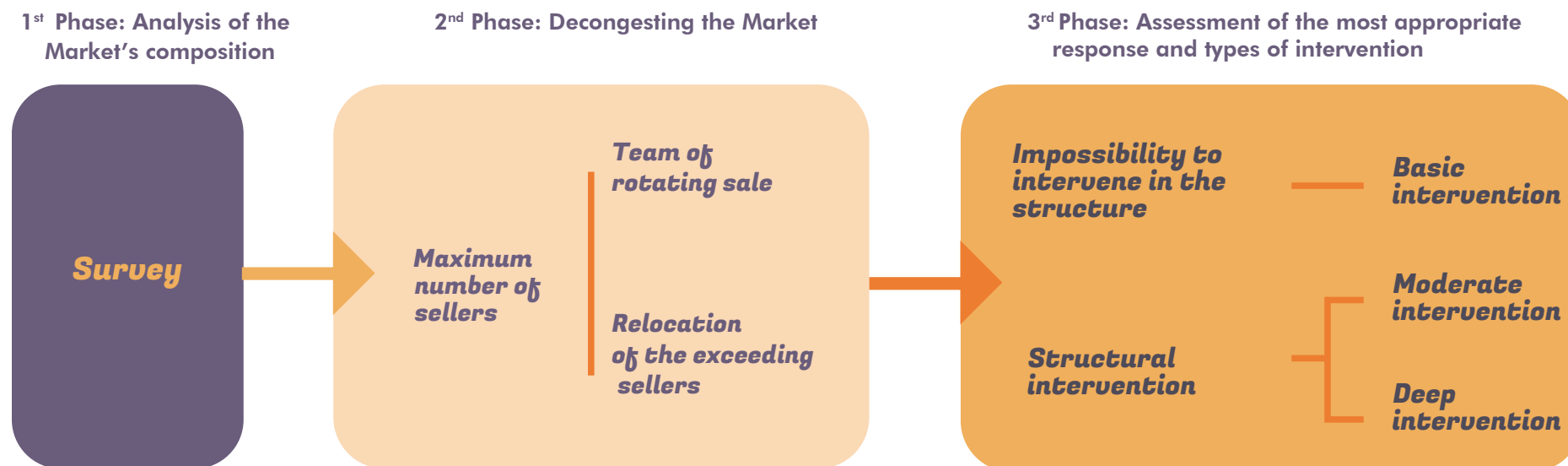
1. Basic intervention: work reorganization
2. Moderate intervention: adaptation of the existing structure
3. Deep intervention: spatial redistribution

Regardless of the type of intervention, the first step to be taken is the survey and analysis to support the most appropriate decision-making and intervention.

#### 3.1. 1<sup>st</sup> Phase: Analysis of the market's current composition

The activities to be conducted for the execution of the survey are:

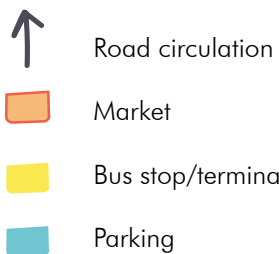
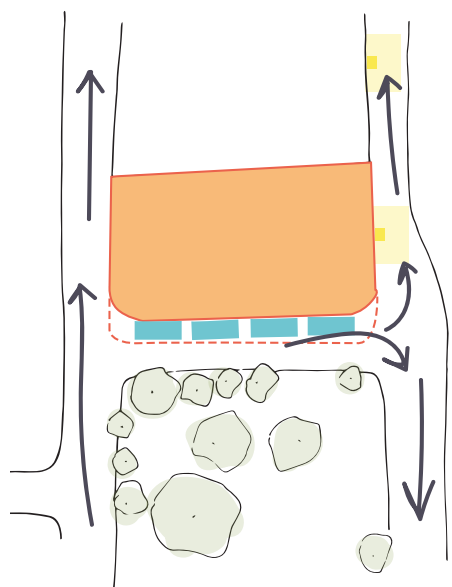
- Photographic survey
- Interviews with market leader and committees
- Interviews with workers and customers
- Self-assessment / Interviews with the local administration for a better perception of the situation and possible ongoing or planned activities and the biggest challenges previously and currently faced in relation to the COVID-19 pandemic
- Completion of the current situation survey form (*See annex*)



## 1. SURVEY OF THE MARKET'S ACCESS ROUTES

It is extremely important to have a detailed survey of the market's surroundings and proximity.

Plan of main access routes, parking and public transport stops/terminals



Mapping access routes and road directions is the first step to verify the best approach and what is the feasibility of interventions in this area.

At this stage it is necessary to map:

1. Access routes
2. Road directions
3. Public transport stops - this area can generate a greater people agglomeration.
4. Parking and other areas available for extension of market activities

## 2. ACCES TO MARKET'S INTERIOR

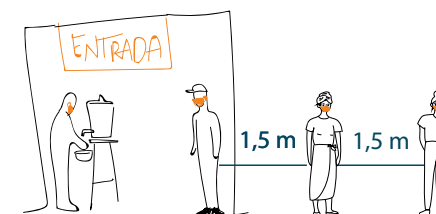

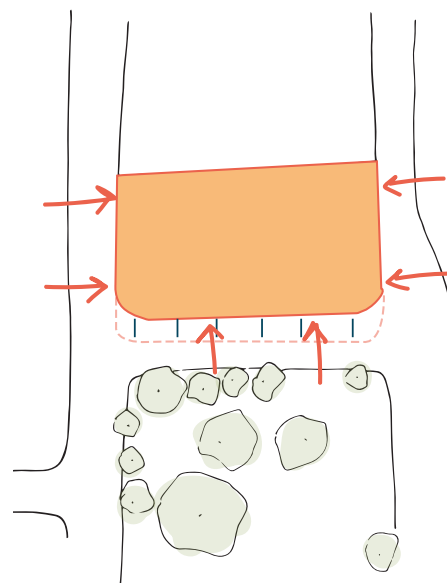
Os acessos e saídas do mercado são áreas em que devem ser realizados controlo de número de pessoas e medição de temperatura além de ter pontos de lavagens das mãos, dentre outros controlos.

Limitar o número de acesso é fundamental para diminuir o número de pessoas dedicadas a estas funções.

No caso de mercados informais, este controlo pode ser mais difícil de realizar. Soluções temporárias como reorganizar as bancadas para limitar os acessos podem ser medidas de curto e médio prazo.

Áreas identificadas como extensões do mercado pode ser utilizadas para a organização das filas.

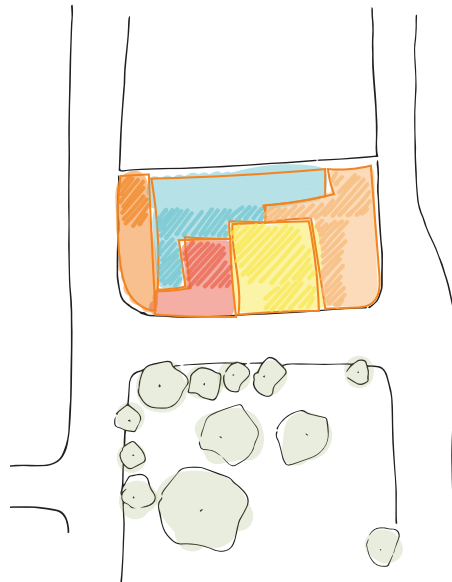
Plan for market's access









### 3. MARKET'S SECTORS

In order to facilitate the spatial reorganization of the market, it is important to analyse the sectorization of the market on the base of the selling products. A

Plan of selling sectors and of public toilets



-  Area for beverages selling
-  Warehouses
-  Dining area
-  Area for vegetables selling
-  Area for alcoholic drink and selling
-  Covered areas

correct sectorization can make the distribution of products easier, considering that the loading and unloading zones could be the same.


Consumers can also go to a single area of the market according to the product they are going to buy, reducing the flow of people and minimizing the spread of the virus.



In addition, covered and uncovered areas, empty and closed spaces, etc. should be mapped.

### 4. EQUIPMENT AND ASSETS

Together with sectorization, fixed and mobile equipment must be mapped in order to to be later considered in the spatial reorganization project.

Plan of fixed equipment and water points



-  Permanent equipment
-  Water points

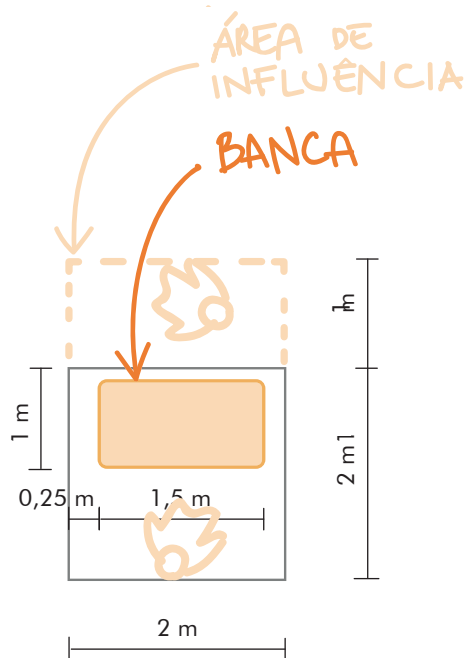
It is also important to map water points, toilets, washbasins and other equipment that can interfere with the new sectorization.

### 3.2. 2<sup>nd</sup> Phase: Decongesting the Market

After the survey phase, there is the phase for the evaluation of the most appropriate response, which includes the calculation of the maximum number of sellers in the market. Based on market conditions and available resources, it will be possible to identify the possibility of moving towards basic, moderate or deep intervention.

The maximum number of sellers can be verified and calculated using the following equation:

$$n^{\circ}. \text{ max. of sellers} = \frac{\text{total market area}}{\text{seller's area (4m}^2\text{)} + \text{seller's area of influence (2m}^2\text{)}}$$



The area of influence refers to the area dedicated to the customer, considering that the corridors and rows between the stands are about 2 m wide.

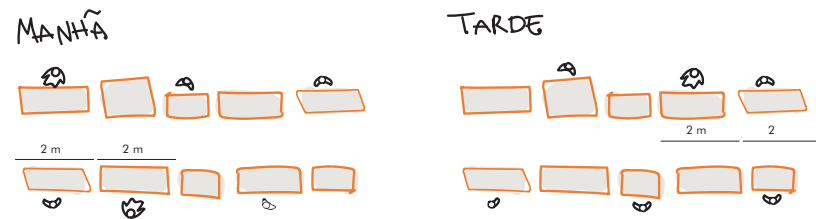
It is important to note that this calculation is estimated and can be adapted to the local context of each market. A balanced ratio can still be considered for the total market area.

The type of intervention is based on the possibility of being able to reorganize the market's functionality in as little space as possible.

In the event that the number of sellers has to be reduced, there are two different options:

#### 3.2.1. Sellers rotation

The implementation of the sellers' rotation is the solution to reduce the number of users in the market at a certain time or day. If this solution is not possible, due to the lack of resources and under the socio-economic aspect, it will be necessary to intervene on the market's composition.



#### 3.2.2. Relocation of exceeding sellers

The relocation of excess sellers can be carried out, with the aim of respecting the parameters of COVID-19 prevention and of not implementing sellers rotation. To carry out this intervention, it is possible to:

- Use pavilions and other unused public spaces in the vicinity of the market
- Opening up new markets

### 3.3. 3<sup>rd</sup> Phase: Assessment of the most appropriate response and intervention typology

Possible interventions may vary according to the adaptability and current situation of each market. The interventions here proposed will be presented and classified into informal and formal markets for better perception and contextualization.



### 3.3.1. Basic intervention

#### For whom?

Many markets do not have sufficient resources or suitable characteristics that allow their adaptation them to the minimum standards for COVID-19 preparedness. In these cases it is not possible to proceed with a structural intervention. Therefore, it is possible to opt for a basic intervention. This implies essentially to develop a plan for the reorganization of spaces, in order to guarantee the social distance of minimum 1.5-2 meters between people.

#### How to intervene?

- Organize sellers groups
- Maintain essential furniture (a chair and table for each seller; where possible, establishing a barrier between seller and consumer, leaving only one space for product delivery).
- In spaces of great circulation, organize the people flows, generating two-way flows for pedestrians, thus reducing contact between people.
- Provide hand washing facilities or disinfectant products near the entrance to the establishments.
- Make demarcations on the floor to facilitate adequate social distance, especially in waiting and queuing areas.
- Whenever possible, buy products by phone / internet and only come to the establishments to pick up the purchases (take-away service) or the system pay and take (drive-through).

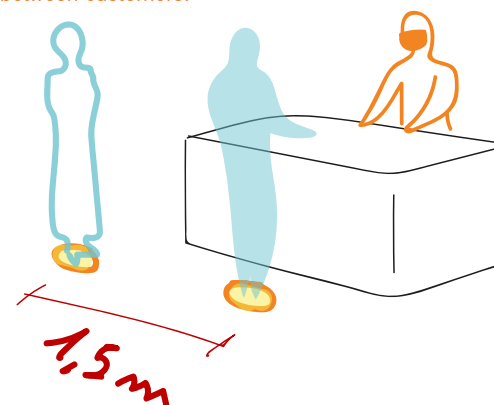
### 3.3.2. Moderate Intervention

#### For whom?

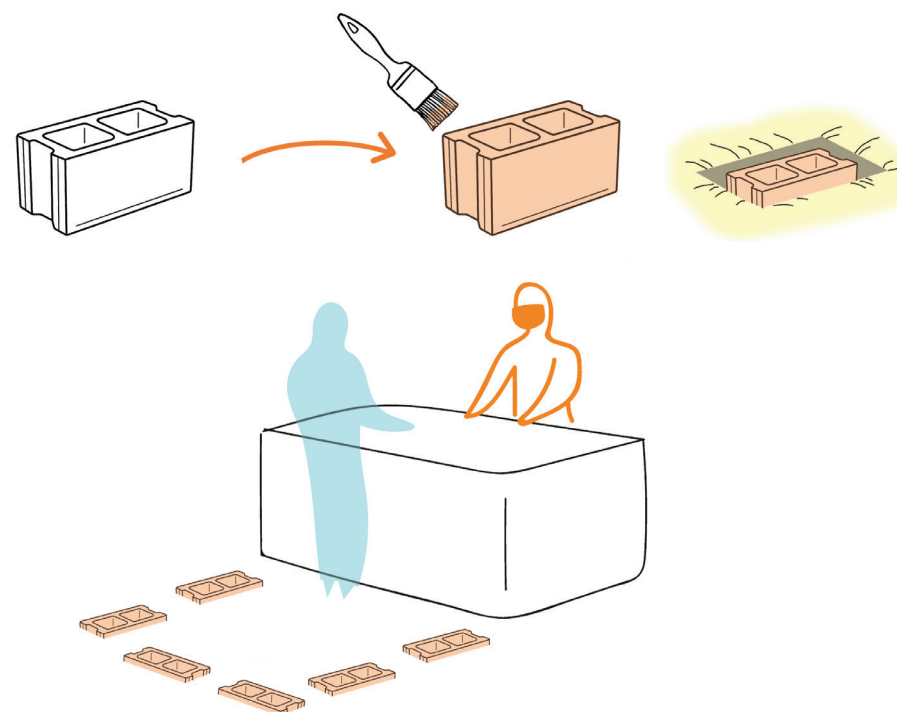
Moderate intervention takes place when it is possible to intervene in the market structure. This modality is dedicated to formal markets.

As formal markets are characterized by a consolidated structure, we can assume that interventions in relation to the distribution of space will be more limited and punctual compared to deep intervention.

In cases where the floor is made of concrete, the floor can be marked with paint to ensure social distance between customers.



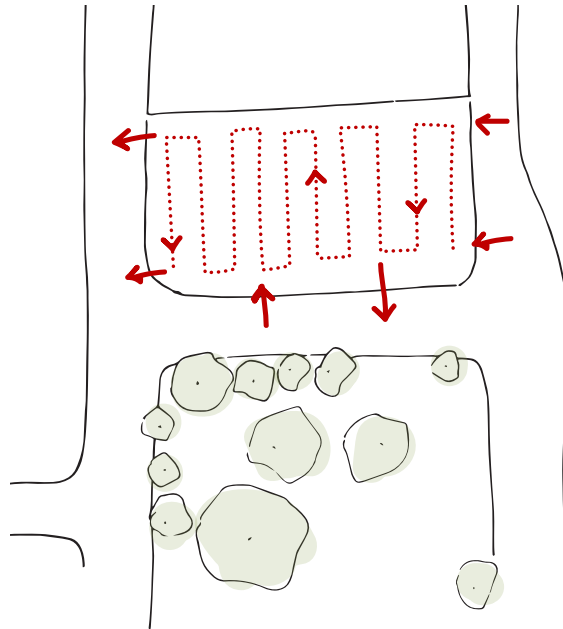
In cases where the pavement is made of clay, where it is impossible to demarcate the soil with paint, an alternative solution is the placement of painted blocks on the pavement or the use of sticks.



## How to intervene?

### I. Define and reduce access and exits

As the accesses are fixed, it will be necessary to define which entrances and exits must remain in order for the market flow to be one way in all its extension.



- ↑ Enter and exit areas with handwashing facilities
- ..... General circulation/flow direction

### II. Define the circulation flows

It is necessary that the flows within markets are defined, preferably opting for a single flow of pedestrians, in order to prevent people from crossing and being in contact.

The single flow facilitates the feasibility of social distancing in areas where it is not possible to increase the width of the circulation paths.

### III. Define product loading and unloading areas, exit areas and garbage disposal

If there are no dedicated areas for these uses, they must be identified in a way that facilitates traffic and avoids throwing garbage in inappropriate places, facilitating its collection. In particular:

- These areas should not be placed near the accesses
- The place for garbage collection should be of easy and free access
- It is important to separate the disposal of wet waste (plant and animal waste) and dry waste
- The dedicated area must have at least one trash container for wet waste and one for dry waste and should be surrounded by a wall; in case of a location in a dense urban fabric, ensure a daily collection of waste.
- Define and identify a single container in which contaminated garbage will be placed, such as masks, gloves and other objects that may be contaminated with the virus.

### IV. Define the purchasing areas for each product typology

It is important that, for hygiene reasons, the goods of animal, vegetable and chemical origin, among others, are separated. If possible, give access to water to the food sellers would be important (take into account existing services and whether they can be rehabilitated).

In case of markets with restaurants or areas for food preparation:

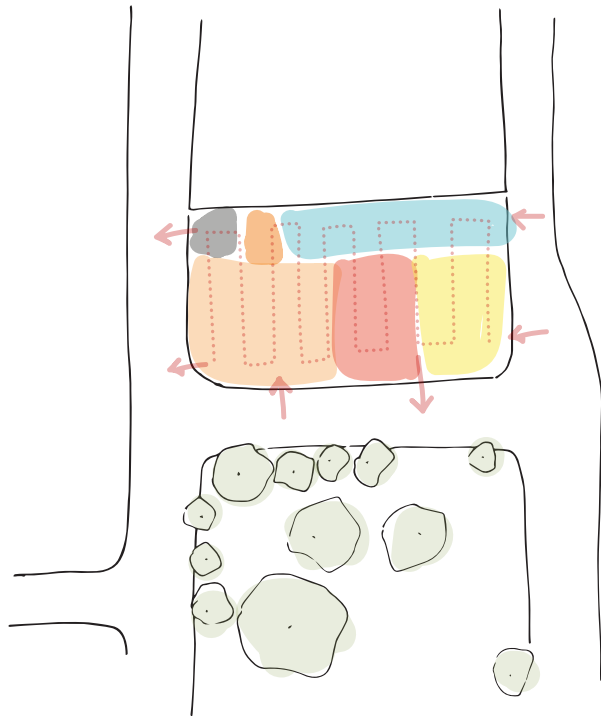
- Ensure independent access to the area
- Establish a drinking water access system
- Establish a black water collection system
- Only the Take Away service should be allowed: the stalls that serve food and that enable consumers to stay on site must be removed.









### V. Separation of sales and circulation space

Once the sales areas are separated per products, it is necessary to reorganize the space: if the stalls are fixed, the space of each seller must be distributed, so that each one has about 1.5 / 2 available meters wide from the bank.

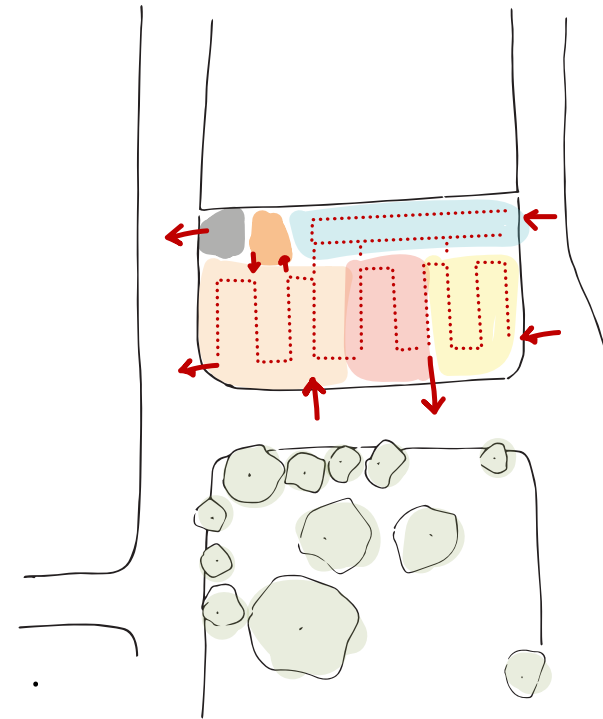




Plan for general circulation flows and sectorization of sales areas



-  Entrance and exit areas with handwashing facilities
-  General circulation
-  Toilets
-  Warehouses
-  Dining area
-  Area for vegetables selling
-  Area for alcoholic drink and selling
-  Covered areas

Plan of the flows defined according to the sales areas so that each zone has an entrance and an exit



-  Enter and exit areas with handwashing facilities
-  Circulation adapted to the project

### 3.3.3. Deep Intervention

#### **For whom?**

The deep intervention is adopted when it is possible to intervene in the structure of the market and when we have an informal market.

As the informal markets are characterized by an unconsolidated structure, interventions will more probably be more flexible in terms of space distribution, with more feasibility of structural changes and of greater impact since they are usually located in improvised places.

#### **How to intervene?**

#### **I. Define and reduce accesses and exits**

Informal markets do not have defined accesses. Taking into account the people flow and the relationship with the context, the first action to undertake consists in the definition of a limited number of accesses and exits, based on the survey. The perimeter has to be surrounded. In cases where it is not possible to limit accesses and exits, a security and access control team should be organized.

In addition, for markets that have a fenced perimeter, the entrance and exit accesses must be physically separated so that the people flow in the market is one way over its entire length.

#### **II. Define circulation flows**

It is necessary that flows within markets are defined, preferably generating a single flow of pedestrians to prevent people from crossing and being in contact.

The single flow facilitates the feasibility of social distance in areas where it is not possible to increase the width of the circulation paths.

#### **III. Define the areas for products' loading and unloading, the exit areas and garbage disposal**

The definition of these areas facilitates the garbage's traffic and management, facilitating its collection.

- These areas should not be placed near the accesses
- The place for garbage collection should be of easy and free access
- It is important to separate the disposal of wet waste (plant and animal waste) and dry waste
- The dedicated area must have at least one trash container for wet waste and one for dry waste and should be surrounded by a wall.

#### **IV. Separation of sales and circulation space**

Once the sales areas are separated per products, it is necessary to reorganize the space. New areas should be defined where the distance of 1.5 / 2 meters between stands is feasible; if the intention is to mix a commercial area with a public space, the walk must be at least 5 meters wide.

In this phase, resources must be defined for each area:

- Drinking water and black water collection
- Electricity and Light - Installation Rules

#### **V. Define the purchasing areas for each product typology**

It is important that, for hygiene reasons, the goods of animal, vegetable and chemical origin, among others, are separated. If possible, give access to water in the food selling sectors.

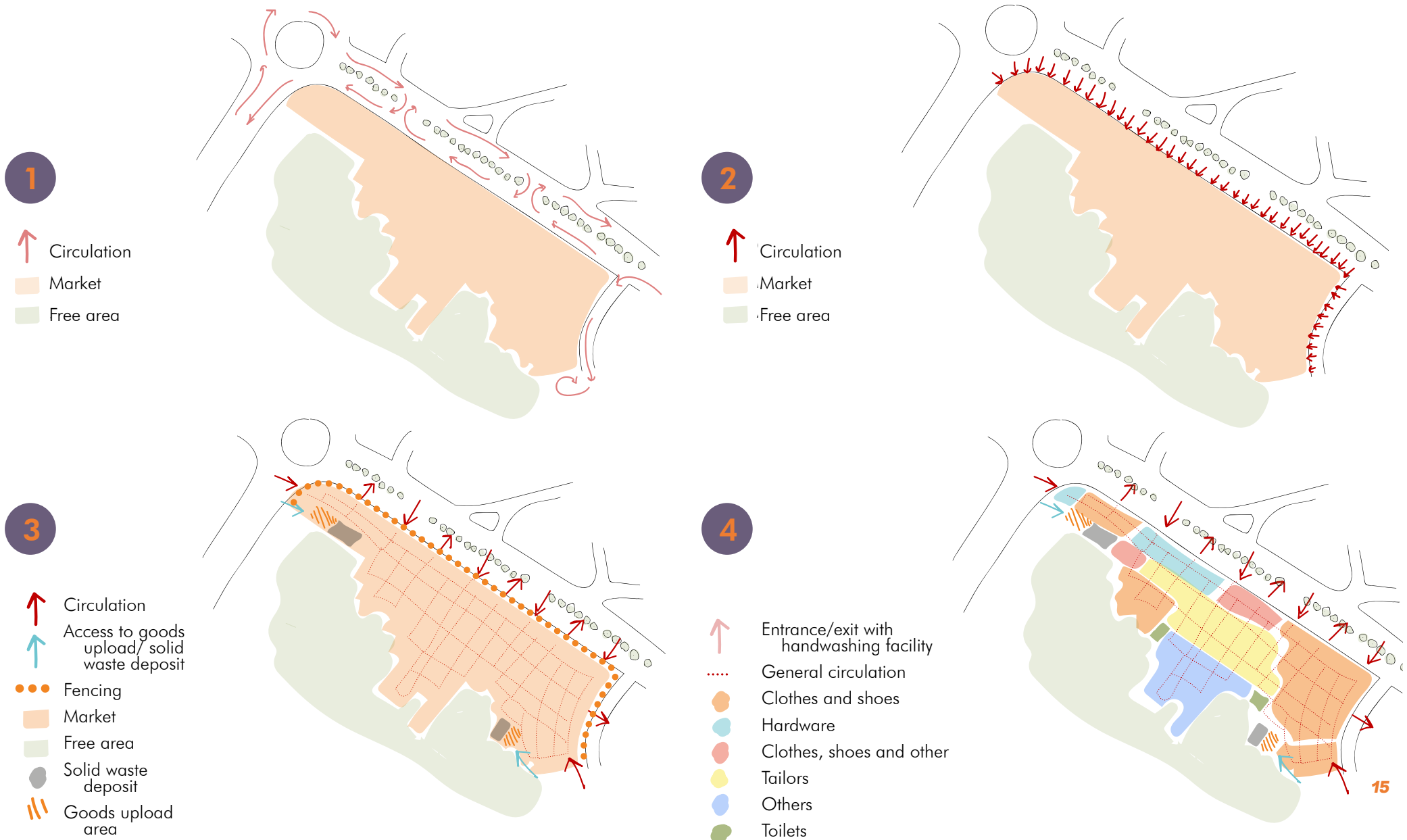
In case of markets with restaurants or areas for food preparation:

- Ensure independent access to the area
- Establish a drinking water access system
- Establish a black water collection system
- Only the Take Away service should be allowed: the stalls that serve food and that enable consumers to stay on site must be removed.



## Schemes of survey methodology and application of an intervention in an informal market - Deep intervention:

1) Survey of the main and secondary access routes; 2) Survey of market accesses; 3) Project: entrances and exits, circulations, garbage collection points and loading/unloading areas; 4) Separation between sales areas and public toilets



**>>>>>> Market workers must begin to take protection measures as soon as possible in their establishments, even in settlements and cities where the COVID-19 contagion level is not high. Such measures can lead to loss of working hours as well as decrease the productivity of workers in the markets, but in the long run it keeps the trade going, provides greater security for everyone and prevents the virus from infecting more people in these areas.**

## **4. MANAGEMENT PRACTICES**

For a correct application of markets' adaptation measures, some preliminary management actions must be implemented for better organization of tasks to operationalize this process. Based on this, everyone, according to its responsibilities, should actively participate in improving health security in commercial environments.

In particular, responsibilities for the maintenance of a correct behavior in the markets should be defined:

- External: the inspectors and others responsible for the establishments - responsible for administrative control
- Internal: market workers and users – responsible for individual control

Low-cost measures and resources could be sufficient to support in preventing contamination in key places and establishments. Local markets and commercial areas are places of large agglomerations that must be adapted efficiently to protect their users, vendors, employees and others in charge of activities related to the supply and operation of these locations.

A good market committee structure can facilitate and enable the implementation of COVID-19 management measures at the administrative level. All the other specific recommendations related to disinfection and cleaning, personal hygiene and social distance were defined by the Ministry of Health (MISAU).

### **4.1. General management**

### **4.2. Market's committee**

Each market should have a consolidated control and management structure, which can respond to the demands of sellers and customers with regard to hygiene and sanitary safety measures.

For this reason, a market committee should be created, if one does not already exist, composed of several relevant stakeholders who must attend to specific tasks related to the COVID-19 prevention and response. This will be done with the

support and approval of the municipalities and partners involved in the response to the COVID-19 pandemic.

Led by a representative, the committee should be formed to adopt and manage COVID-19 measures and also to general measures of good hygienic and behavioral practices. Based on the context, an existing structure can be reinforced or a new one can be created.

In the context of COVID-19 the committee will be composed by a Chief, a safety responsible, a hygiene responsible, a personnel responsible and a communication responsible. The committee should have the following responsibilities:

- Create a list of all the sellers and their address. Ideally, in case of covered or enclosed markets, a simple list with name and telephone contact of all users in the market should be created to send SMS in case of contamination and confirmed cases. This list can be made together with the hygiene procedure and temperature measurement at the market entry;
- Control the respect of vendor's rotation procedures in the market;
- Control people's respect for hygiene and safety measures;
- Manage the facilities related to handwashing, hygiene, thermometer, etc;
- Make users, employees and the general public aware of the rules of the market (through posters and other means);
- Ensure that employees and workers are protected and informed about mandatory measures to be adopted in the establishments;
- Develop a plan for cleaning and sanitizing the facilities with all employees and collaborators so that everyone is aware and cooperates with the health security of the establishment;
- Organize a cleaning registration system with identification of responsibilities and frequency of cleaning with established times;
- Define the maximum number of users in the market;
- Designate the responsible for controlling the inflows and outflows of customers and sellers in the markets: access must be physically separated from the outflow, where temperature measurement, hand hygiene and the list of users will be carried out - this flow should be linear and avoid agglomerations inside and outside the markets, making it possible to respect the distance of 1.5 meters between people.

***Keep the work environment always clean and sanitized***

***Surfaces and objects that people are in contact with should be disinfected regularly.***

***Cleaning should always be from top to bottom, from the cleanest to the dirtiest areas.***

***In dining areas, this cleaning should be more frequent and should always be carried out after each customer leaves. Door handles and other surfaces of frequent contact must be cleaned every hour.***





## 4.2. Awareness raising

It is essential to train and raise the awareness of the personnel involved in the market place, from the administration to workers and customers. In particular:

- Broad awareness of employees, customers and collaborators has to be realized to comply with hygiene measures, hand washing and other important measures to contain the dissemination of COVID-19.
- It is important that employees responsible for hygiene are aware and familiar with the available products and tools as well as in using them in the correct conditions, in addition to maintaining good ventilation of the environment.
- Always keep personal hygiene products such as water, soap and/or alcohol gel and other cleaning products in a visible and easily accessible place.
- Always keep customers and sellers informed and aware of the measures to be taken to prevent COVID-19 through messages broadcast with a sound system (megaphone or recording) or visual communication materials (posters, banners, boards, etc.)

Key messages and other communication materials or messages are available on the UN-Habitat facebook page: <https://www.facebook.com/unhabitatmocambique> and on the webpage of the Ministry of Health (MISAU): <https://covid19.ins.gov.mz>

## 5. Recommendations and relevant technical aspects

6 Recommendations resulted from the process of elaboration of the Guidelines and from the surveys and assessments made with the different relevant stakeholders and municipalities in Mozambique:

1. Establish a process of reorganization and transformation based on a participatory process in which the seller is the center of the transformation.

2. Map all markets in the municipality, town or district.


- Classify markets according to vulnerability criteria;
- Facilitate communication network between different markets to share knowledge and experiences;

3. Plan the market with a view to prevention, mitigation and adaptation:

- Market sectorization by organizing sales stalls according to specificities;
- Establish a maximum number of 3 to 4 entries according to the market's capacity;
- Locate hand sanitation/hygiene points in strategic places such as in the entrances, in some corridors etc;
- Plan flows within the market that avoids overcrowding and contact between people.

4. Strengthen the leadership, coordination and communication structure in the markets and with the Municipality:

- Establish a market management and coordination team;
- Establish a team to monitor and enforce measures compliance in the markets;



5. The physical structure must obey the minimum acceptable and recommended for the prevention of diseases, specifically COVID-19:

- The stands should have a minimum module of 1.5x1.0m.
- Corridors with a large flow of people must have sufficient dimensions for two-way circulation, but if the dimension is less than or equal to 2m, they must be one-way.
- Make demarcations on the floor to facilitate the adequate physical distance of 1.5 to 2m between users, paying special attention to waiting areas and queues.
- The main entrances to the market must be large enough to allow exits in case of emergencies.

6. Enhance the communication and dissemination of disease prevention measures in the markets:

- Fixing panels with awareness content in strategic places in the market, such as entrances, toilets, etc.
- Hold regular meetings to discuss improvements and reinforcement of the strategies adopted.

## 6. ANNEXES

### 6.1. Survey form of the current market situation

Localização do Mercado:		Formal	Informal
Área total do mercado (m2):		No. De trabalhadores do mercado:	
Chefe do comité do mercado: NOME _____ CONTACTO _____			
Composição do comité do mercado:			
NOME _____	CARREGA _____	CONTACTO _____	
NOME _____	CARREGA _____	CONTACTO _____	
NOME _____	CARREGA _____	CONTACTO _____	
NOME _____	CARREGA _____	CONTACTO _____	
NOME _____	CARREGA _____	CONTACTO _____	
NOME _____	CARREGA _____	CONTACTO _____	
Horário de funcionamento:			
Horário de funcionamento adaptado a COVID-19:			
Estratégia COVID:			
Parceiros envolvidos:			
Quais são as ruas que dão acesso ao mercado?			
Quanto acesso tem o mercado	Acesso dos clientes:	Acesso dos trabalhadores:	
Acesso de mercadorias:	Outros acessos:		
Tipo de mercadorias comercializadas no mercado e frequência de distribuição neste mercado			
1. _____.	8. _____.	15. _____.	
2. _____.	9. _____.	16. _____.	
3. _____.	10. _____.	17. _____.	
4. _____.	11. _____.	18. _____.	
5. _____.	12. _____.	19. _____.	
6. _____.	13. _____.	20. _____.	
7. _____.	14. _____.	21. _____.	
Quanto pontos de água tem o mercado:	Quanto casas de banho tem o mercado:	Quanto áreas de lavagem/cozinha tem o mercado	
Horário de distribuição de água:			
Gestão de água negra:		Conexão a rede	
Balde		Outros	
Área de depósito do lixo	No. De depósitos de lixo seco	No. De depósitos de lixo húmido	

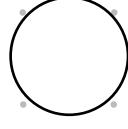


## 6.1. Survey form of the current market situation

Desenhar planta considerando a situação atual:

Incluir acessos, pontos de água e casas de banho, depósito de lixo, equipamentos permanentes e áreas cobertas e descobertas:

indicar o norte  
com uma seta



A large grid of 20 columns and 20 rows of small dots for drawing a site plan.

1  
2

Hortícolas



Lixeira



Serviços sanitários

1

Área de mercadoria



Acesso pedões



Acesso descarga (camião, carros..)



Portão (acesso fechado)

## 6. ANNEXES

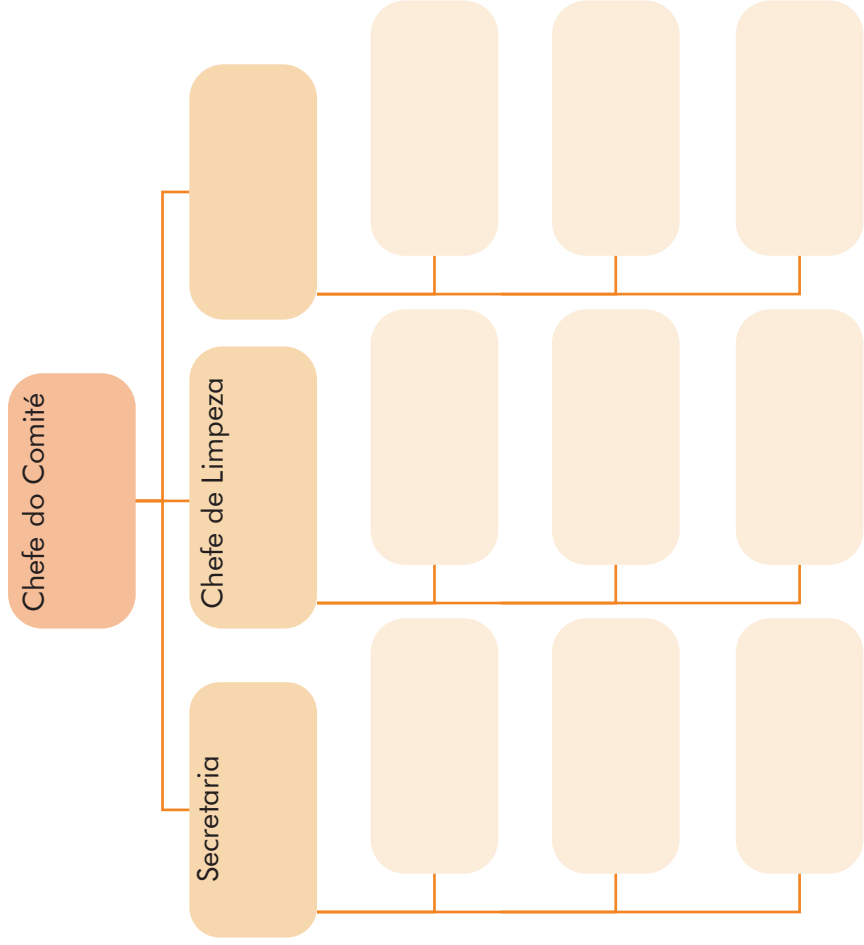
### 6.2. Check Form

Controlo de Intervenções (Mensal/ Semanal) - Medidas de prevenção ao COVID-19	
No. De Vendedores permitido:	No. Total de pessoas no mercado
Responsável pelo controlo do número máximo de vendedores e pessoas	
Controlo realizado dia:	
Mesas e Cadeiras estão reorganizadas conforme orientado pelo Guião	
Barreira de proteção entre vendedores e consumidores	
Responsável pelo controlo do número máximo de vendedores e pessoas	
Controlo realizado dia:	
Verificar se a demarcação no chão do distanciamento social ainda está visível	
Responsável pelo controlo das marcações no chão	
Controlo realizado dia:	
Verificar se o fluxo de circulação está adequado	
Verificar se as pessoas estão cumprindo o fluxo de circulação	
Responsável pelo controlo e cumprimento dos fluxos de circulação pelas pessoas	
Controlo realizado dia:	
Verificar como estão sendo realizadas as filas para entrada no mercado	
Verificar se existe congestionamento para o acesso ao mercado	
Responsável pela verificação:	
Controlo realizado dia:	
No. De pontos de lavagem e higienização das mãos necessários:	No. De pontos de lavagem e higienização das mãos funcionando:
Responsável pelo controlo da lavagem das mãos:	
Controlo realizado dia:	
No. De pontos de colecta de lixo húmido e seco	No. De depósitos de lixo húmido e seco:
Responsável pelo controlo e gestão do lixo:	
Controlo realizado dia:	
No. De acessos e pontos de distribuição de mercadorias:	1. 2. 3. 4. 5. 6. 7.
Responsável pelo controlo da lavagem das mãos:	
Controlo realizado dia:	

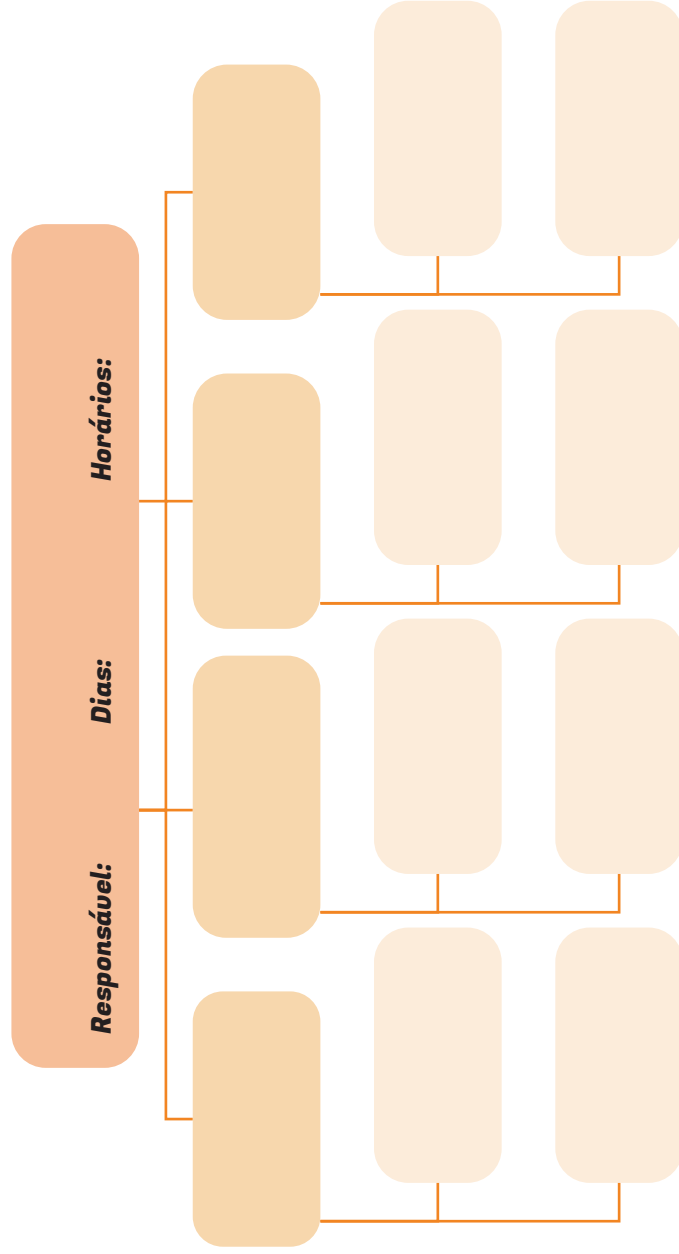


## 6. ANNEXES

### 6.3. Organigram of the Market's Committee



Incluir nome completo e telefone para contato







ONU HABITAT  
POR UM FUTURO URBANO

P  
L  
A

N  
an

Sej

**UN**  **HABITAT**  
FOR A BETTER URBAN FUTURE